

Investment Objective: The Extended-Duration Bond Fund seeks maximum total return consistent with preservation of capital.

Investment Suitability: The Extended-Duration Bond Fund may be suitable for investors who are seeking higher returns without investing in equities, can accept short-term fluctuations in account value and want to diversify their portfolio with a fixed income investment option.

This Fund is subject to interest rate risk. Meaning, when interest rates rise, the value of the existing fixed income securities decreases and vice versa. Changes in interest rates have a bigger impact on long-duration holdings than on short-duration holdings. This description of risks is provided as a summary of the principal investment risks associated with this mutual fund. Refer to the Fund's prospectus for more detailed risk information.

Benchmark¹

Bloomberg Barclays U.S. Aggregate Government & Credit – Long	50%
Bloomberg Barclays U.S. Intermediate Government/Credit	50%

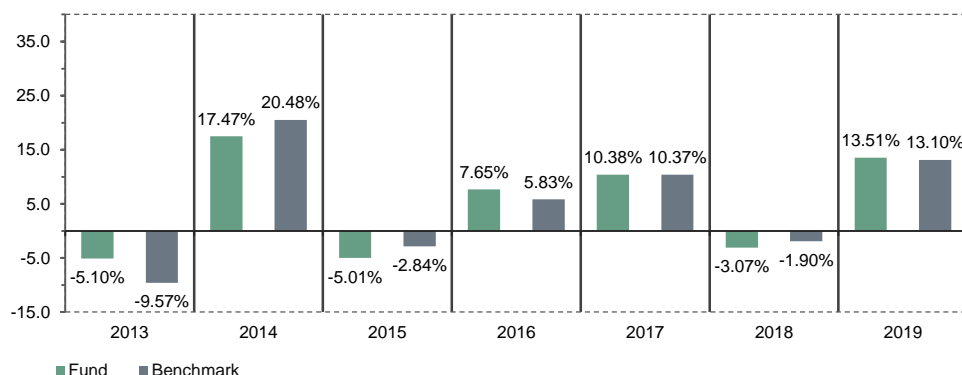
Annual Operating Expenses

Gross Expense Ratio	Net Expense Ratio
0.57%	0.57%

PERFORMANCE

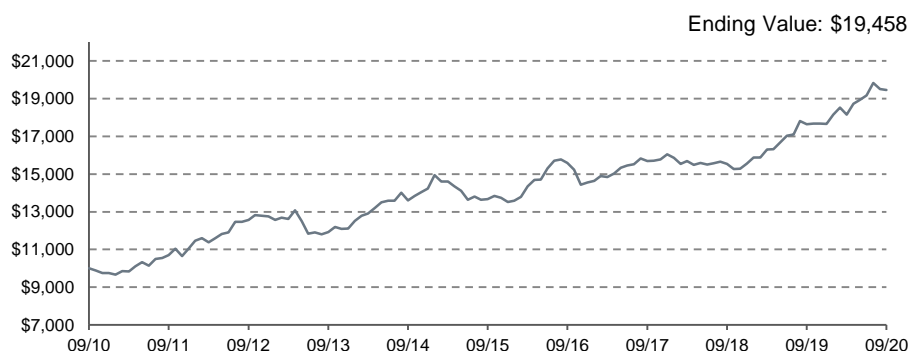
	Three Month	Year to Date	One Year	Three Year (Annualized)	Five Year (Annualized)	Ten Year (Annualized)	Since Inception (Annualized)
Fund	1.53%	10.16%	10.27%	7.44%	7.32%	6.88%	7.81%
Benchmark	0.96%	10.08%	9.67%	7.86%	7.14%	6.61%	7.20%

CALENDAR YEAR PERFORMANCE



The performance data quoted represents past performance and does not guarantee future results. Current performance may be lower or higher than the performance data quoted. Performance data current to the most recent month-end and complete calendar year performance may be obtained at GuideStoneFunds.com/Funds. Benchmark performance numbers are provided by Morningstar, Inc. and have not been verified by GuideStone Funds. The investment return of an investment will fluctuate so that shares, when redeemed, may be worth more or less than their original cost. Year 2001 annual performance began 08/27/2001. Prior to 1/1/2018, the fund's benchmark was a composite of 50% Bloomberg Barclays U.S. Long-Term Government Index and 50% Bloomberg Barclays U.S. Long-Term Credit Index. Benchmark performance shown represents the Fund's current benchmark linked with its previous benchmark.

GROWTH OF \$10,000 INVESTMENT



MORNINGSTAR RATING BASED ON RISK ADJUSTED RETURN²

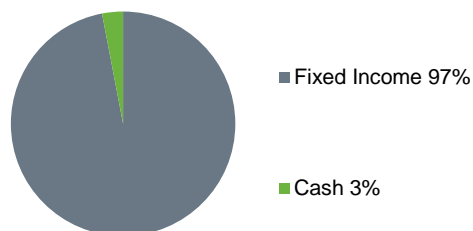
Category: Long-Term Bond

Overall	Three Year	Five Year	Ten Year
★★★	★★	★★	★★★
among 36 funds	among 36 funds	among 32 funds	among 24 funds

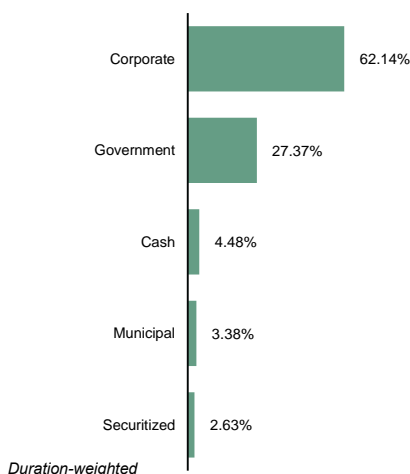
You should carefully consider the investment objectives, risks, charges and expenses of the GuideStone Funds® before investing. For a copy of the prospectus with this and other information about the Funds, please call 1-888-GS-FUNDS (1-888-473-8637) or visit GuideStoneFunds.com/Funds to view or download a prospectus. You should read the prospectus carefully before investing.

GuideStone Funds® shares are distributed by Foreside Funds Distributors LLC, not an advisor affiliate. GuideStone Capital Management, LLC®, an affiliate of GuideStone Financial Resources®, provides investment advisory services for the Funds.

©2020 Morningstar, Inc. All Rights Reserved. The information contained herein: (1) is proprietary to Morningstar and/or its content providers; (2) may not be copied or distributed; and (3) is not warranted to be accurate, complete or timely. Neither Morningstar nor its content providers are responsible for any damages or losses arising from any use of this information. **Past performance is no guarantee of future results.**

PORTFOLIO DETAILS
Asset Allocation^{3,4}


Cash is maintained by the Fund for liquidity purposes and may be overlaid with equity and/or U.S. Treasury futures to provide capital market exposure.

Fixed Income Holdings

Fund Size (\$ in millions)

Total Fund Net Assets for All Share Classes	\$298
Number of Holdings*	308

*Does not include currencies or forward currency contracts

Portfolio Characteristics

Weighted Avg Maturity	14.02 years
Effective Duration	10.25 years
SEC 30-Day Yield	1.50%
SEC 30-Day Yield (Gross)†	1.50%

†Gross Yield reflects yield if fee waivers were not in effect

Return/Risk Characteristics**

Standard Deviation	5.51%
R-Squared	96.08%
Beta vs. Benchmark	0.92
Beta vs. Bloomberg Barclays US Agg.	1.56
Sharpe Ratio	1.04
Information Ratio	-0.35

** Calculated over previous three years

Credit Ratings⁶

AAA/Govt/Agency	29.00%
AA	7.64%
A	24.05%
BBB	25.64%
BB	4.54%
B	1.26%
Lower Than B	0.28%
Not Rated	7.60%

Sub-Adviser Composite⁵

Schroder Investment Management North America, Inc.	77%
Loomis, Sayles & Company, L.P.	23%

GuideStone Capital Management, LLC, the adviser to the Fund, maintains a sub-advisory agreement with Parametric Portfolio Associates LLC ("Parametric") under which Parametric will provide completion portfolios for temporary use within the Fund. The strategy can be used to assist in preserving the Fund's desired risk exposures and stated objectives. Completion portfolios will be implemented for risk management purposes only and are not included in the target allocation of the Fund.

Weighted Average Maturity—The average amount of time remaining before the debt securities in a portfolio mature.

Duration—A measure of the sensitivity, or volatility, of fixed income investments to changes in interest rates.

Standard deviation—Depicts how widely returns varied over a certain period of time. A high standard deviation implies greater volatility and greater risk.

R-squared—Shows the percentage of a fund's performance that is explained by movements in the benchmark index. An R-squared of 100% indicates that all movements of a fund can be explained by movements in the benchmark.

Beta vs. Benchmark—Beta is a measure of a fund's sensitivity to market movements as defined by the fund's benchmark. A fund with a higher beta relative to the benchmark is more volatile than the benchmark.

Beta vs. Bloomberg Barclays U.S. Aggregate Bond Index—Beta is a measure of a fund's sensitivity to market movements as defined by the Bloomberg Barclays U.S. Aggregate Bond Index. A fund with a higher beta relative to the Bloomberg Barclays U.S. Aggregate Bond Index is more volatile than the Bloomberg Barclays U.S. Aggregate Bond Index.

Sharpe Ratio—A risk-adjusted measure that measures reward per unit of risk. The higher the Sharpe ratio, the better the fund's historical risk-adjusted performance.

Information Ratio—Measures how much the fund outperformed the benchmark per unit of additional risk taken.

¹The Bloomberg Barclays U.S. Aggregate Government & Credit - Long Index is a long maturity constrained version of the Bloomberg Barclays U.S. Government/Credit Bond Index, which is a broad-based benchmark that measures the non-securitized component of the Bloomberg Barclays U.S. Aggregate Index. It includes investment grade, U.S. dollar-denominated, fixed-rate Treasuries, government-related and corporate securities. The Bloomberg Barclays U.S. Intermediate Government/Credit Index is an intermediate maturity constrained version of the Bloomberg Barclays U.S. Government/Credit Bond Index, which is a broad-based benchmark that measures the non-securitized component of the Bloomberg Barclays U.S. Aggregate Index. It includes investment grade, U.S. dollar-denominated, fixed-rate Treasuries, government-related and corporate securities.

²The Morningstar Rating™ for funds, or "star rating," is calculated for managed products (including mutual funds, variable annuity and variable life subaccounts, exchange-traded

funds, closed-end funds and separate accounts) with at least a three-year history.

Exchange-traded funds and open-ended mutual funds are considered a single population for comparative purposes. It is calculated based on a Morningstar Risk-Adjusted Return measure that accounts for variation in a managed product's monthly excess performance, placing more emphasis on downward variations and rewarding consistent performance.

The top 10% of products in each product category receive 5 stars, the next 22.5% receive 4 stars, the next 35% receive 3 stars, the next 22.5% receive 2 stars and the bottom 10% receive 1 star. The Overall Morningstar Rating for a managed product is derived from a weighted average of the performance figures associated with its three-, five- and 10-year (if applicable) Morningstar Rating metrics. The weights are: 100% three-year rating for 36–59 months of total returns, 60% five-year rating/40% three-year rating for 60–119 months of total returns and 50% 10-year rating/30% five-year rating/20% three-year rating for 120 or more months of total returns. While the 10-year overall star rating formula seems to give the most weight to the 10-year period, the most recent three-year period actually has the greatest impact because it is included in all three rating periods. Ratings are for the share class shown only; other classes may vary. **Past performance is not guarantee of future results.**

³Asset Allocation subject to change at any time. Pie chart is a representation, and actual exposures may differ. The size denotes the relative weighting in the Fund.

⁴Due to rounding, portfolio holdings data may not sum to 100%.

⁵Sub-Adviser composite is subject to change at any time. The percentages shown reflect the target allocations of the Fund. Actual sub-adviser weights may differ at any time. There can be no guarantee that any strategy will be successful. All investing involves risk, including potential loss of principal.

⁶The credit quality letter ratings are provided to indicate the creditworthiness of the underlying securities within the Fund and not of the Fund itself. These credit ratings range from AAA/Govt/Agency (highest) to Lower Than B (lowest) and are assigned by the rating agencies Moody's and Fitch. Where credit ratings differ between these rating agencies, the lower (more conservative) rating shall be used. If only one rating is provided, that rating shall be used. If a security is unrated by both of the Nationally Recognized Statistical Rating Organizations (NRSROs) listed above, then it will be classified as Not Rated in the table.