

Investment Objective: The Fund seeks to maximize total return through capital gains and current income while preserving principal value.

Investment Strategy: The Fund is actively managed and invests in a diversified portfolio composed primarily of global fixed income securities with an average dollar-weighted duration that normally varies between three and ten years.

Investment Suitability: This Fund may be suitable for investors who have a medium to long-term investment horizon, seek higher returns than those offered by a shorter maturity bond fund, can accept short-term fluctuations in account value and want to diversify their portfolio with a globally diversified fixed-income investment option.

This Fund invests in high yield securities, commonly known as "junk bonds." While offering higher current yields, these securities generally are considered speculative and are subject to greater risks than higher-rated bonds. Securities of emerging market countries may involve additional risks including price volatility, reduced liquidity, currency fluctuation and financial reporting requirements as well as political and economic instability. This Fund is subject to credit risk and interest rate risk. Interest rate risk means, when interest rates rise, the value of the existing bonds decrease and vice versa. Changes in interest rates have a bigger impact on long duration holdings than on short duration holdings. This description of the principal investment risks associated with this mutual fund. Refer to the Fund's prospectus for more detailed risk information.

Benchmark[^]
 Bloomberg Barclays Global Aggregate Index 50% - Unhedged
 Bloomberg Barclays U.S. Corporate High Yield Index - 2% Issuer Capped 25%
 JPMorgan Emerging Markets Bond Index Plus 25%

Annual Operating Expenses

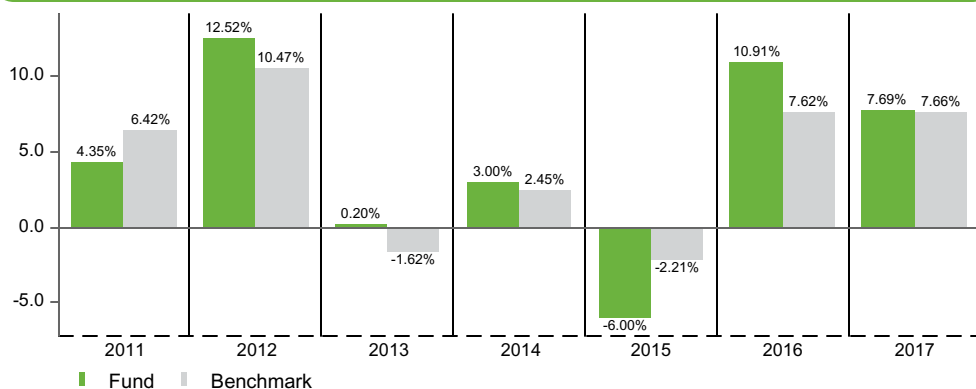
Gross Expense Ratio	Net Expense Ratio*
0.88%	0.86%

* When the gross expense ratio and the net expense ratio are different, it reflects fee waivers and/or expense reimbursements for the Fund. Some expense limitation arrangements are voluntary and may end at any time. Others are contractual and – unless renewed – will end on a date specified in the agreement. Please refer to the prospectus for more information.

PERFORMANCE¹

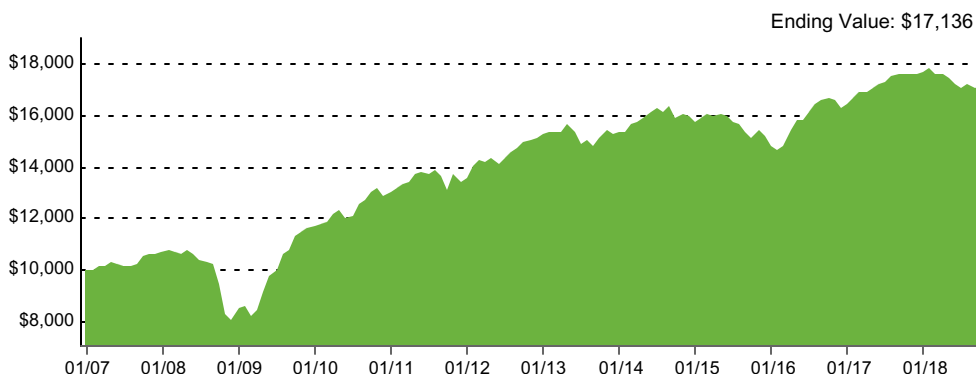
	Three Month	Year to Date	One Year	Three Year (Annualized)	Five Year (Annualized)	Ten Year (Annualized)	Since Inception (Annualized)
Fund	0.19%	-3.40%	-2.81%	4.24%	2.50%	6.15%	4.69%
Benchmark	0.53%	-1.71%	-1.14%	4.24%	2.84%	5.58%	4.98%

CALENDAR YEAR PERFORMANCE¹



The performance data quoted represents past performance and does not guarantee future results. Current performance may be lower or higher than the performance data quoted. Performance data current to the most recent month-end and complete calendar year performance may be obtained at GuideStoneFunds.com/funds. The investment return of an investment will fluctuate so that shares, when redeemed, may be worth more or less than their original cost. Performance would have been lower without fee waivers and reimbursements to the Fund in effect. Year 2006 annual performance began 12/29/2006.

GROWTH OF \$10,000 INVESTMENT



MORNINGSTAR RATING BASED ON RISK ADJUSTED RETURN²

Category: World Bond

Overall	Three Year	Five Year	Ten Year
★★★★★	★★★★	★★★★	★★★★★
among 261 funds	among 261 funds	among 246 funds	among 137 funds

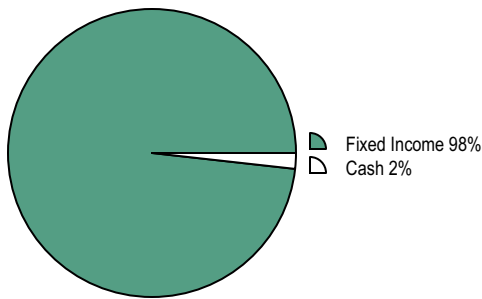
You should carefully consider the investment objectives, risks, charges and expenses of GuideStone Funds before investing. For a copy of the prospectus with this and other information about the funds, please call 1-888-98-GUIDE (1-888-984-8433) or visit GuideStoneFunds.com/funds to view or download a prospectus. You should read the prospectus carefully before investing.

GuideStone Funds shares are distributed by Foreside Funds Distributors LLC. GuideStone Capital Management, LLC, an affiliate of GuideStone Financial Resources, provides investment advisory services for the funds.

© 2018 Morningstar, Inc. All Rights Reserved. The information contained herein: (1) is proprietary to Morningstar and/or its content providers; (2) may not be copied or distributed; and (3) is not warranted to be accurate, complete or timely. Neither Morningstar nor its content providers are responsible for any damages or losses arising from any use of this information. Past performance is no guarantee of future results.

PORTFOLIO DETAILS^{3 4}

Asset Allocation



* Cash is maintained by the fund for liquidity purposes and may be overlaid with equity and / or U.S. Treasury futures to provide capital market exposure.

Fund Size (\$ in millions)

Total Fund Net Assets for All Share Classes	\$549
Number of Holdings*	669

*Does not include currencies or forward currency contracts

Portfolio Characteristics

Weighted Avg Maturity	7.66 years
Effective Duration	5.10 years
SEC 30-Day Yield	4.51%
SEC 30-Day Yield (Gross)†	4.49%

† Gross Yield reflects yield if fee waivers were not in effect.

Risk/Return Characteristics**

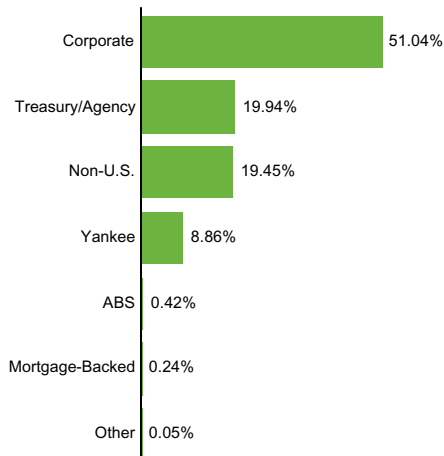
Standard Deviation	4.54%
R-Squared	80.86%
Beta vs. Benchmark	0.98
Beta vs. Bloomberg Barclays US Agg.	0.72
Sharpe Ratio	0.44
Information Ratio	-0.17

** Calculated over previous 5 years

Sub-Adviser Composite

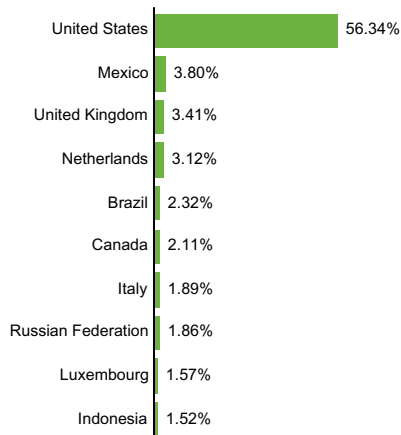
Loomis, Sayles & Company	30%
Western Asset Management Company	70%

Fixed Income Holdings***



*** Duration Weighted

Top Ten Countries****



**** Based on actual securities held in the fund.

Duration — A measure of the sensitivity, or volatility, of fixed income investments to changes in interest rates.

Standard deviation—Depicts how widely returns varied over a certain period of time. A high standard deviation implies greater volatility and greater risk.

R-squared—Shows the percentage of a fund's performance that is explained by movements in the benchmark index. An R-squared of 100% indicates that all movements of a fund can be explained by movements in the benchmark.

Beta vs. Benchmark—Beta is a measure of a fund's sensitivity to market movements as defined by the fund's benchmark. A fund with a higher beta relative to the benchmark is more volatile than the benchmark.

Beta vs. Bloomberg Barclays U.S. Aggregate Bond Index—Beta is a measure of a fund's sensitivity to market movements as defined by the Bloomberg Barclays U.S. Aggregate Bond Index.

Sharpe Ratio—A risk-adjusted measure that measures reward per unit of risk. The higher the Sharpe ratio, the better the fund's historical risk adjusted performance.

Information Ratio—Measures how much the fund outperformed the benchmark per unit of additional risk taken.

Weighted average maturity—The average amount of time remaining before the debt securities in a portfolio mature.

¹ The performance quoted reflects fee waivers in effect, and would have been lower in their absence. All figures shown represent total return, except for those identified as yield. Total return is based on net change in NAV with reinvestment of all distributions. Returns for periods less than one year are aggregate and for periods greater than one year are annualized. Unlike a mutual fund, the performance of an index assumes no taxes, transaction costs, management fees or other expenses.

² The Morningstar Rating™ for funds, or "star rating", is calculated for managed products (including mutual funds, variable annuity and variable life subaccounts, exchange-traded funds, closed-end funds, and separate accounts) with at least a three-year history. Exchange-traded funds and open-ended mutual funds are considered a single population for comparative purposes. It is calculated based on a Morningstar Risk-Adjusted Return measure that accounts for variation in a managed product's monthly excess performance, placing more emphasis on downward variations and rewarding consistent performance. The top 10% of products in each product category receive 5 stars, the next 22.5% receive 4 stars, the next 35% receive 3 stars, the next 22.5% receive 2 stars, and the bottom 10%

receive 1 star. The Overall Morningstar Rating for a managed product is derived from a weighted average of the performance figures associated with its three-, five-, and 10-year (if applicable) Morningstar Rating metrics. The weights are: 100% three-year rating for 36-59 months of total returns, 60% five-year rating / 40% three-year rating for 60-119 months of total returns, and 50% 10-year rating / 30% five-year rating / 20% three-year rating for 120 or more months of total returns. While the 10-year overall star rating formula seems to give the most weight to the 10-year period, the most recent three-year period actually has the greatest impact because it is included in all three rating periods. Ratings are for the share class shown only; other classes may vary. **Past performance is no guarantee of future results.**

³ Portfolio composition subject to change at any time.

⁴ Due to rounding, portfolio holdings data may not sum to 100%.

[^] The Bloomberg Barclays Global Aggregate Index – Unhedged is a flagship measure of global investment grade debt. This multi-currency benchmark includes treasury, government-related, corporate and securitized fixed-rate bonds from both developed and emerging markets issuers. The Bloomberg Barclays U.S. Corporate High Yield Index – 2% Issuer Capped is an issuer-constrained version of the flagship Bloomberg Barclays U.S. Corporate High Yield Index, which measures the U.S. dollar-denominated, high yield, fixed-rate corporate bond market. The index follows the same rules as the uncapped version but limits the exposure of each issuer to 2% of the total market value and redistributes any excess market value index-wide on a pro rata basis. The JPMorgan Emerging Markets Bond Index Plus is a traditional, market-capitalization weighted index comprised of U.S. dollar-denominated Brady bonds, Eurobonds and traded loans issued by sovereign entities. Information has been obtained from sources believed to be reliable, but J.P. Morgan does not warrant its completeness or accuracy. The index may not be copied, used or distributed without J.P. Morgan's prior written approval. Copyright 2018, J.P. Morgan Chase & Co. All rights reserved. All indexes used with permission. It is not possible to invest directly in an index.