

**Investment Objective:** The Fund seeks the highest total return over time consistent with its asset mix. Total return includes capital appreciation and income.

**Investment Strategy:** The Fund pursues its objective by investing primarily in a diversified portfolio of GuideStone Funds Select Funds that represent various asset classes. The Fund is managed to the specific retirement year included in its name and assumes a retirement age of 65. Over time, the allocation to asset classes will change according to a predetermined "glide path" that adjusts the percentage of fixed income securities and the percentage of equity securities to become more conservative each year until approximately 15 years after the target date.

**Investment Suitability:** This Fund may be suitable for investors who want a simplified "one fund" retirement solution, are willing to pay slightly higher fees to get a diversified mix of investments that becomes more conservative over time†, and plan to retire at an age that is near the year 2055.

The Fund's value will fluctuate due to changes in interest rates. There is a risk that the issuer of a fixed income investment may fail to pay interest or even principal due in a timely manner or at all. The Fund's value will fluctuate due to business developments concerning a particular issuer, industry or country, as well as general market and economic conditions. Foreign and emerging market securities may involve additional risks, including social and political instability, reduced market liquidity, currency volatility, less available public information about the issuers of securities, less stringent regulatory standards and a lack of uniform accounting, auditing and financial standards. This description of risks is provided as a summary of the principal investment risks associated with this mutual fund. Refer to the Fund's prospectus for more detailed risk information.

### Annual Operating Expenses

Gross Expense Ratio†	Net Expense Ratio*
0.95%	0.75%

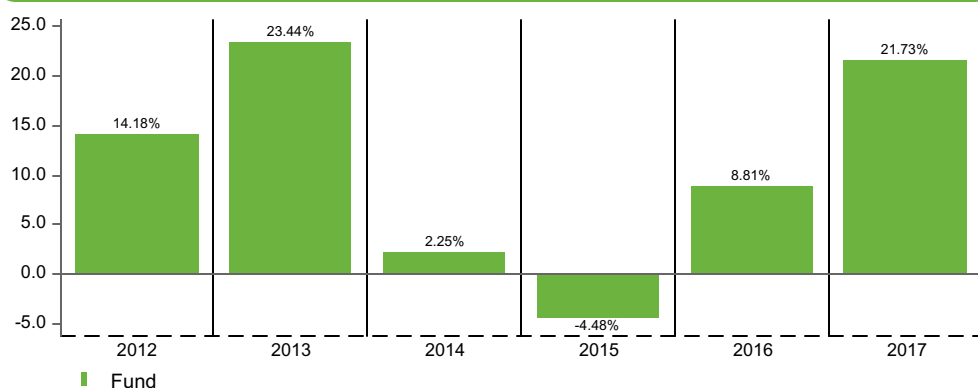
† The Fund attempts to achieve its objective by investing in the Select Funds. By investing in the Fund, you will also incur the expenses and risks of the underlying Select Funds. The principal risks of the Fund will change depending on the asset mix of the Select Funds in which it invests. You may directly invest in the Select Funds. The Fund's value will go up and down in response to changes in the share prices of the investments that it owns. The amount invested in the Fund is not guaranteed to increase, is not guaranteed against loss, nor is the amount of the original investment guaranteed at the target date.

\* When the gross expense ratio and the net expense ratio are different, it reflects fee waivers and/or expense reimbursements for the Fund. Some expense limitation arrangements are voluntary and may end at any time. Others are contractual and – unless renewed – will end on a date specified in the agreement. Please refer to the prospectus for more information.

### PERFORMANCE<sup>1</sup>

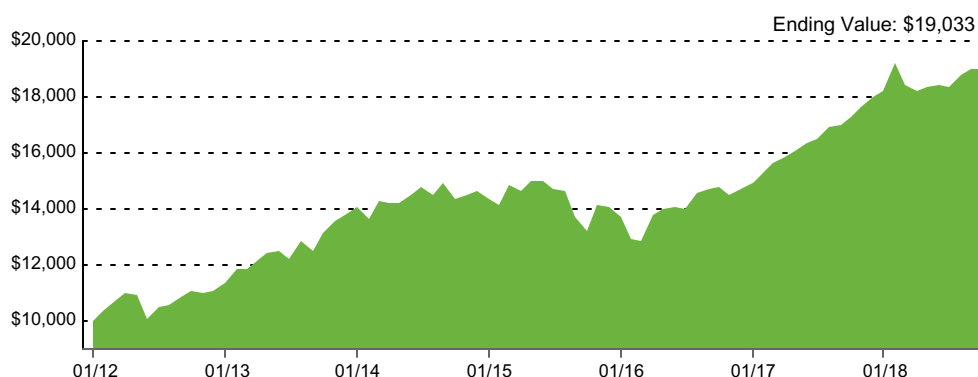
	Three Month	Year to Date	One Year	Three Year (Annualized)	Five Year (Annualized)	Ten Year (Annualized)	Since Inception (Annualized)
Fund	3.54%	4.39%	9.70%	12.81%	7.59%	N/A	10.01%

### CALENDAR YEAR PERFORMANCE<sup>1</sup>



The performance data quoted represents past performance and does not guarantee future results. Current performance may be lower or higher than the performance data quoted. Performance data current to the most recent month-end and complete calendar year performance may be obtained at GuideStoneFunds.com/funds. The investment return of an investment will fluctuate so that shares, when redeemed, may be worth more or less than their original cost. Performance would have been lower without fee waivers and reimbursements to the Fund in effect. Year 2012 annual performance began 1/2/2012.

### GROWTH OF \$10,000 INVESTMENT



### MORNINGSTAR RATING BASED ON RISK ADJUSTED RETURN<sup>2</sup>

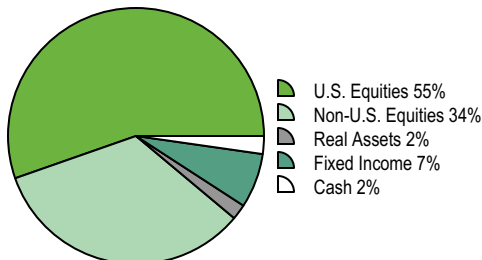
Category: Target-Date 2055

Overall	Three Year	Five Year
★★	★★★	★
among 173 funds	among 173 funds	among 112 funds

**You should carefully consider the investment objectives, risks, charges and expenses of GuideStone Funds before investing. For a copy of the prospectus with this and other information about the funds, please call 1-888-98-GUIDE (1-888-984-8433) or visit GuideStoneFunds.com/funds to view or download a prospectus. You should read the prospectus carefully before investing.**

GuideStone Funds shares are distributed by Foreside Funds Distributors LLC. GuideStone Capital Management, LLC, an affiliate of GuideStone Financial Resources, provides investment advisory services for the funds.

© 2018 Morningstar, Inc. All Rights Reserved. The information contained herein: (1) is proprietary to Morningstar and/or its content providers; (2) may not be copied or distributed; and (3) is not warranted to be accurate, complete or timely. Neither Morningstar nor its content providers are responsible for any damages or losses arising from any use of this information. Past performance is no guarantee of future results.

**PORTFOLIO DETAILS<sup>3 4</sup>**
**Asset Allocation**


\* Cash is maintained by the fund for liquidity purposes and may be overlaid with equity and / or U.S. Treasury futures to provide capital market exposure.

**Fund Size (\$ in millions)**

Total Fund Net Assets for All Share Classes \$157

**Return/Risk Characteristics\*\***

Standard Deviation 9.27%

Beta vs. S&P 500 Index 0.91

\*\* Calculated over previous 5 years

**Portfolio Holdings**

Equity Index Fund	46.29%
International Equity Index Fund	26.20%
Emerging Markets Equity Fund	7.41%
Medium-Duration Bond Fund	5.48%
Defensive Market Strategies Fund	4.58%
Small Cap Equity Fund	4.50%
Money Market Fund	2.36%
Global Real Estate Securities Fund	1.82%
Global Bond Fund	1.36%

Standard deviation—Depicts how widely returns varied over a certain period of time. A high standard deviation implies greater volatility and greater risk.

Beta vs. S&P 500® Index—Beta is a measure of a fund's sensitivity to market movements as defined by the S&P 500® Index. A fund with a higher beta relative to the S&P 500® Index is more volatile than the S&P 500® Index.

<sup>1</sup> The performance quoted reflects fee waivers in effect, and would have been lower in their absence. All figures shown represent total return, except for those identified as yield. Total return is based on net change in NAV with reinvestment of all distributions. Returns for periods less than one year are aggregate and for periods greater than one year are annualized. Unlike a mutual fund, the performance of an index assumes no taxes, transaction costs, management fees or other expenses.

<sup>2</sup> The Morningstar Rating™ for funds, or "star rating", is calculated for managed products (including mutual funds, variable annuity and variable life subaccounts, exchange-traded funds, closed-end funds, and separate accounts) with at least a three-year history. Exchange-traded funds and open-ended mutual funds are considered a single population for comparative purposes. It is calculated based on a Morningstar Risk-Adjusted Return measure that accounts for variation in a managed product's monthly excess performance, placing more emphasis on downward variations and rewarding consistent performance. The top 10% of products in each product category receive 5 stars, the next 22.5% receive 4 stars, the next 35% receive 3 stars, the next 22.5% receive 2 stars, and the bottom 10% receive 1 star. The Overall Morningstar Rating for a managed product is derived from a weighted average of the performance figures associated with its three-, five-, and 10-year (if applicable) Morningstar Rating metrics. The weights are: 100% three-year rating for 36-59 months of total returns, 60% five-year rating / 40% three-year rating for 60-119 months of total returns, and 50% 10-year rating / 30% five-year rating / 20% three-year rating for 120 or more months of total returns. While the 10-year overall star rating formula seems to give the most weight to the 10-year period, the most recent three-year period actually has the greatest impact because it is included in all three rating periods. Ratings are for the share class shown only; other classes may vary. **Past performance is no guarantee of future results.**

<sup>3</sup> Portfolio composition subject to change at any time.

<sup>4</sup> Due to rounding, portfolio holdings data may not sum to 100%.